

FLOS 6

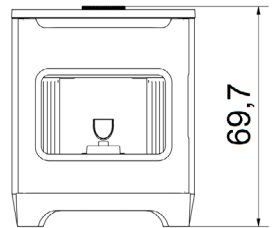
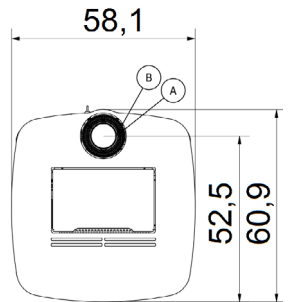
AIR - Pellet stoves

FreePoint

Certificate model name : FLOS 6 T1



Nominal power	kW	6
Reduced power	kW	2.8
Introduced thermal power (max)	kW	6.7
Nominal water useful power	kW	-
Reduced water useful power	kW	-
Seasonal energy efficiency	ηs [%]	86
Nominal efficiency	%	90
Reduced efficiency	%	91
Heating volume (min-max)	m³	78 - 168
Nominal CO at 13% O ₂	%	0.008
Reduced CO at 13% O ₂	%	0.012
Emissions CO (13% O ₂) (min-max)	mg/Nm³	150 - 100
Emissions OGC (13% O ₂) (min-max)	mg/Nm³	1 - 1
Emissions NOX (13% O ₂) (min-max)	mg/Nm³	115 - 120
Dust content at 13% O ₂ (min-max)	mg/Nm³	19 - 15
Boiler capacity (H ₂ O)	l	-
Hopper capacity	kg	10
Combustible		Pellet ø6
Hourly consumption (min-max)	kg/h	0.7 - 1.4
Autonomy (min-max)	h	14 - 7
Ignition electrical absorption (max)	W	370
Operating electrical absorption (max)	W	86
Supply and frequency	V - Hz	230 - 50
Chimney flue depression	Pa	11
Mass of smoke (min-max)	g/sec	2.9 - 4.3
Exhaust fumes temperature (min-max)	°C	110 - 155
Net weight	kg	119
Gross weight	kg	129
Exhaust fumes (A)	Ø mm	80
Hole combustion air inlet (B)	Ø mm	130
Ducting outlet (C)	Ø mm	-
Ducting capability up to	m	-



MATCH












7023001



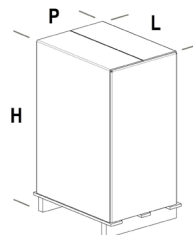
Black steel

EAN 8053859018834

PLUS

-  AIRTIGHT sealed chamber
-  Integrated WI-FI
-  Easy start
-  Silent function
-  Connection to the room thermostat
-  Cast iron inner
-  Ceramic glow plug
-  Front ventilation
-  Integrated temperature sensor
-  Daily weekly programming
-  Upper exhaust Bi-Flux

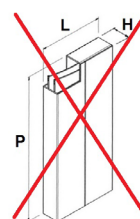
STOVE PACKING



L (cm)	H (cm)	P (cm)
79	93.9	70

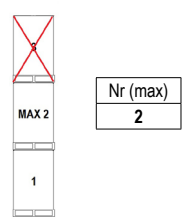
VOLUME (m³)
0,52

LINING PACKING



	L (cm)	H (cm)	P (cm)

STOCKING



TRANSPORT

