

# GRACE 7 UP

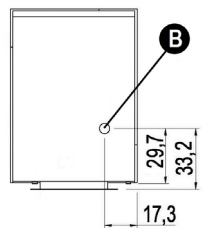
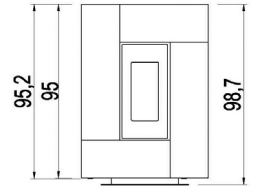
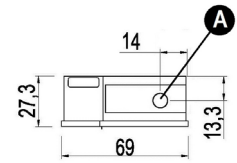
PELLET AIR - Pellet stoves

# CADEL

Certificate model name: GRACE<sup>3</sup>



Nominal power	kW	7
Reduced power	kW	2,7
Introduced thermal power (max)	kW	7,8
Nominal water useful power	kW	-
Reduced water useful power	kW	-
Seasonal energy efficiency	ηs [%]	85
Nominal efficiency	%	89,5
Reduced efficiency	%	93
Heating volume (min-max)	m <sup>3</sup>	77 - 200
Nominal CO at 13% O <sub>2</sub>	%	0,0103
Reduced CO at 13% O <sub>2</sub>	%	0,0146
Emissions CO (13% O <sub>2</sub> ) (min-max)	mg/Nm <sup>3</sup>	183 - 129
Emissions OGC (13% O <sub>2</sub> ) (min-max)	mg/Nm <sup>3</sup>	7 - 4
Emissions NOX (13% O <sub>2</sub> ) (min-max)	mg/Nm <sup>3</sup>	103 - 116
Dust content at 13% O <sub>2</sub> (min-max)	mg/Nm <sup>3</sup>	19 - 14
Boiler capacity (H <sub>2</sub> O)	l	-
Hopper capacity	kg	12
Combustible		Pellet ø6
Hourly consumption (min-max)	kg/h	0,61 - 1,7
Autonomy (min-max)	h	7,1 - 19,7
Ignition electrical absorption (max)	W	345
Operating electrical absorption (max)	W	72
Supply and frequency	V - Hz	230 - 50
Chimney flue depression	Pa	11
Mass of smoke (min-max)	g/sec	3,0 - 4,9
Exhaust fumes temperature (max)	°C	182
Net weight	kg	63,5 - 72 - 80
Gross weight	kg	73,5 - 82 - 90
Exhaust fumes (A)	Ø mm	80
Hole combustion air inlet (B)	Ø mm	60
Ducting outlet (C)	Ø mm	-
Ducting capability up to	m	-



BImSchV 2015  
Regensburg  
München  
Stuttgart  
Aachen



## MATCH

7023048		Anthracite steel	EAN 8053859019381
7023049		White steel	EAN 8053859019398
7023050		Red steel	EAN 8053859019404
7023051		Light bronze steel	EAN 8053859019411
7023052		Serpentino stone	EAN 8053859019428
7023053		Black glass	EAN 8053859019435

OPTIONAL:

5019005	Decorative stand	EAN 8053859010951
5019009	Wall support kit	EAN 8053859011736

## PLUS



Upper exhaust



Cast iron door



Sealed chamber



Cast iron burning pot



Comfort mode



Integrated Wi-Fi



Integrated Bluetooth



Connection to the room thermostat

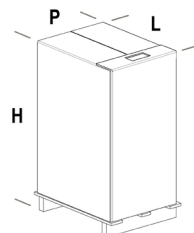


Daily weekly programming



4 stars +

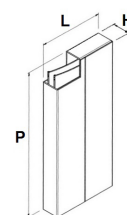
## STOVE PACKING



L (cm)	H (cm)	P (cm)
79	110,5	60

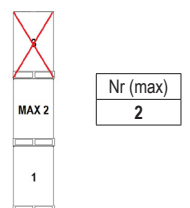
VOLUME (m <sup>3</sup> )
0,52

## LINING PACKING



	L (cm)	H (cm)	P (cm)
metal	26	10,6	87
stone	26	10,6	87
glass	26	14	87

## STOCKING



## TRANSPORT

