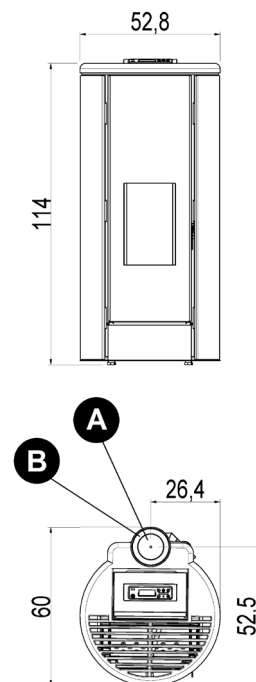




Nominal power	kW	9,1
Reduced power	kW	2,4
Introduced thermal power (max)	kW	10,25
Nominal water useful power	kW	-
Reduced water useful power	kW	-
Nominal efficiency	%	88,79
Reduced efficiency	%	92,91
Heating volume (min-max)	m ³	58 - 218
Nominal CO at 13% O ₂	%	0,005
Reduced CO at 13% O ₂	%	0,022
Emissions CO (13% O ₂) (min-max)	mg/Nm ³	274 - 63
Emissions OGC (13% O ₂) (min-max)	mg/Nm ³	3,9 - 2,1
Emissions NOX (13% O ₂) (min-max)	mg/Nm ³	104 - 139
Dust content at 13% O ₂ (min-max)	mg/Nm ³	19,3 - 12,1
Boiler capacity (H ₂ O)	l	-
Hopper capacity	kg	17
Combustible		Pellet ø6
Hourly consumption (min-max)	kg/h	0,53 - 2,12
Autonomy (min-max)	h	8 - 32,1
Ignition electrical absorption (max)	W	346
Operating electrical absorption (max)	W	77
Supply and frequency	V - Hz	230 - 50
Chimney flue depression	Pa	11,6
Exhaust diameter	mm	80
Combustion air inlet diameter	mm	130
Mass of smoke (min-max)	g/sec	2,2 - 5,0
Exhaust fumes temperature (max)	°C	204,6
Net weight	kg	88
Gross weight	kg	98
Exhaust fumes	see	A
Hole combustion air inlet	see	B
Ducting outlet	see	-
Ducting capability up to	m	-



MATCH

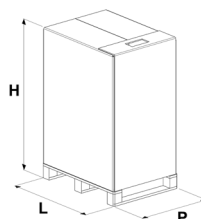
7020036		White steel	EAN 8053859012696
7020037		Titanium steel	EAN 8053859012702
7020038		Black steel	EAN 8053859012719

PLUS

	AIRTIGHT sealed chamber		Integrated Wi-Fi		Easy start
	Remote control **		Cold hand		Cast iron burning pot
	Silent function		Connection to the room thermostat		Daily weekly programming
	Upper exhaust				

** Operation requires 1 CR 2025 Lithium battery. Used batteries contain metals which are harmful for the environment; they must therefore be disposed of separately in the special containers.

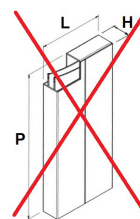
STOVE PACKING



L (cm)	H (cm)	P (cm)
80	131,4	70

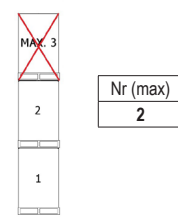
VOLUME (m ³)
0,74

LINING PACKING



L (cm)	H (cm)	P (cm)

STOCKING



TRANSPORT

