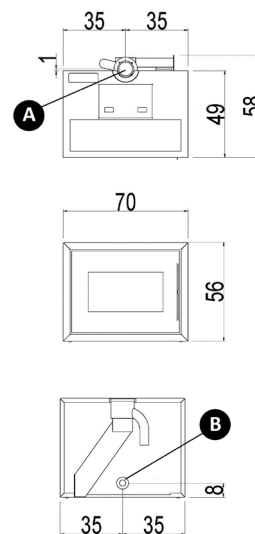


# MODO AIRTIGHT

## AIR - Pellet stoves



Nominal power	kW	9,3
Reduced power	kW	2,7
Introduced thermal power (max)	kW	10,51
Nominal water useful power	kW	-
Reduced water useful power	kW	-
Nominal efficiency	%	89
Reduced efficiency	%	93,9
Heating volume (min-max)	m <sup>3</sup>	65 - 223
Nominal CO at 13% O <sub>2</sub>	%	0,009
Reduced CO at 13% O <sub>2</sub>	%	0,021
Emissions CO (13% O <sub>2</sub> ) (min-max)	mg/Nm <sup>3</sup>	265 - 107
Emissions OGC (13% O <sub>2</sub> ) (min-max)	mg/Nm <sup>3</sup>	3,2 - 2,1
Emissions NOX (13% O <sub>2</sub> ) (min-max)	mg/Nm <sup>3</sup>	108 - 119
Dust content at 13% O <sub>2</sub> (min-max)	mg/Nm <sup>3</sup>	18 - 18,8
Boiler capacity (H <sub>2</sub> O)	l	-
Hopper capacity	kg	11,5
Combustible		Pellet ø6
Hourly consumption (min-max)	kg/h	0,59 - 2,18
Autonomy (min-max)	h	5,3 - 19
Ignition electrical absorption (max)	W	346
Operating electrical absorption (max)	W	113,7
Supply and frequency	V - Hz	230 - 50
Chimney flue depression	Pa	11,8
Exhaust diameter	mm	80
Combustion air inlet diameter	mm	60
Mass of smoke (min-max)	g/sec	2,8 - 5,7
Exhaust fumes temperature (max)	°C	190
Net weight	kg	95
Gross weight	kg	106,2
Exhaust fumes	see	A
Hole combustion air inlet	see	B
Ducting outlet	see	-
Ducting capability up to	m	-



## MATCH

7019004



Black steel

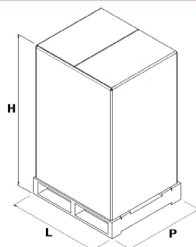
EAN 8053859010616

## PLUS

	AIRTIGHT Sealed chamber		Wi-Fi (Optional)		Easy start
	Remote control **		Cast iron burning pot		Silent function
	Connection to the room thermostat		Daily weekly programming		Upper exhaust
	Cast iron inner				

\*\* Operation requires 1 CR 2025 Lithium battery. Used batteries contain metals which are harmful for the environment; they must therefore be disposed of separately in the special containers.

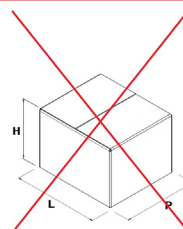
## STOVE PACKING



L (cm)	H (cm)	P (cm)
80	75	70

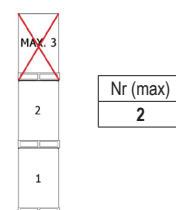
VOLUME (m <sup>3</sup> )	0,42
--------------------------	------

## ACCESSORIES

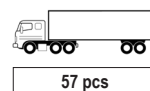


	L (cm)	H (cm)	P (cm)

## STOCKING



## TRANSPORT



57 pcs